

2021

REALM

Presidential Series



FORETRAVEL

The cutting edge design of the REALM Presidential Series sets it apart from every other luxury motor coach on the market today. Rivalled only by the high-end automotive world, the REALM Presidential Series exudes luxury and refinement.



Meticulously designed front grill, headlight accents and intricate fiberglass cap design



Beautifully designed caps with exceptional attention to detail & styling at every curve



The LED under-coach lighting package accentuates the overall look



LED accent lights help create a one-of-a-kind look & feel unlike that of any other luxury motor coach



Opulent interior décors, leathers, cabinets and ultra high-end quartz countertops

The Foretravel REALM Presidential Series perfectly combines power, prestige & performance!

FORE-SLIDE



The REALM Presidential Series slide-out rooms feature pneumatic seals that provide a literal airtight seal completely around the entire slide-out room regardless of slide position. They also feature a power drop down flooring system that gives the REALM not only a flat-floor when extended, but a true flat-floor when retracted as well. Don't look for an interior carpet lip, exterior silicone beads, pop-rivets, screws, plastic moldings, or unattractive and intrusive slide-out room mechanisms to waste your valuable storage space. On a REALM, all you will find is the absolute finest in fit, finish and function offered in a slide-out room today.

REALM Presidential Series safety far exceeds the industry norm

Just a few highlights include:

- Spartan Advanced Protection System®
- Automatic traction control
- Collision mitigation system with Adaptive Cruise Control
- Electronic stability control
- All-wheel disc brakes
- A tire pressure sensor system
- "Premier Steer" steering assist system
- Race-inspired Bilstein® shocks validated to the REALM's specifications



Steel construction instead of aluminum



TYRON's® Bead-Lock Wheel Safety Bands



Rear Exit Door



Mobile-eye® Collision Avoidance System



Fogmaker Fire Suppression System for the engine

Just a few of the available features on the ALL NEW REALM Presidential Series

Premiere *Steer*



Column Drive System - Arrive Relaxed & Refreshed

"Bird's Eye View" coach monitoring system for the absolute ultimate in coach visibility!

- Eliminates "Danger Zones" from all sides
- High resolution camera images displayed
- Easy-to-follow guidelines while backing up
- Multiple single camera views around vehicle
- Triggered single camera views around vehicle
- Toggled views for any single camera



Remote control rear camera for optimal visibility in every scenario!

Xtreme-Schemes by Foretravel



Custom Marbling

Far above the "4 color" industry norm, a REALM Presidential Series is a true rolling, artistic masterpiece.



Parking



Driving

CONNECTING MOBILE LIFESTYLES™



Take CONTROL of your REALM!



Coach Command controls a multitude of functions including changing the undercarriage lights with precise control!

Flat Floor Rear Bath!

This is no small feat when compared to the competition.



REALM Presidential Series



vs. Competition

No more unsafe & unsightly steps!

Exclusive to REALM & REALM Presidential is the Spartan **K4 605** chassis.

The K4605 is not only massive in stature, but boasts a best-in-class 20,000 lb. Independent Front Suspension, Cummins 605HP diesel engine, Torqued-Box Structural Frame, the **Spartan Advanced Protection System** & passive steering rear tag axle for incomparable handling and maneuverability. Once behind the wheel of a **Realm Presidential Series**, you will instantly realize that this is the pinnacle of luxury motor coach driving performance.



Eaton® VORAD BlindSpotter

The Eaton® VORAD system uses forward & side looking radar to constantly monitor vehicles ahead and in the blind spot area.

Independent Front Suspension

The independent front suspension is computer analyzed and custom tuned to provide optimal comfort and control.



Passive Steer Tag Axle

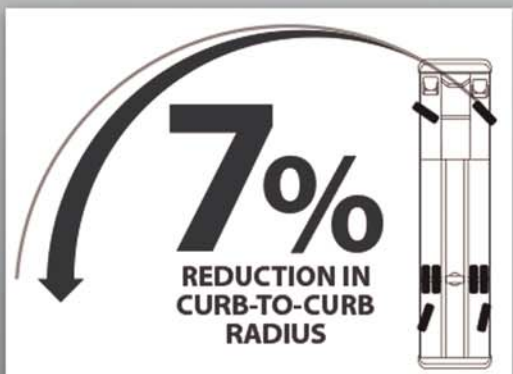


Featuring OnGuardACTIVE™

Spartan's Advanced Protection System® (APS), is the industry's first comprehensive set of RV-specific safety features designed to provide additional protection, security and value to coach buyers so you can focus on the road ahead.

Other Features Include:

- ❑ Collision Mitigation System with Adaptive Cruise Control.
- ❑ Spartan Safe Haul™ (industry's only factory-chassis integrated air supply for tow vehicle brake systems).
- ❑ A 7% reduction in curb-to-curb turning radius means you can navigate the twists and tight spaces of parks and parking lots with greater confidence.
- ❑ Backing up your coach is hassle-free with our auto-alignment system straightening and locking the tag axle for precise maneuvering control.



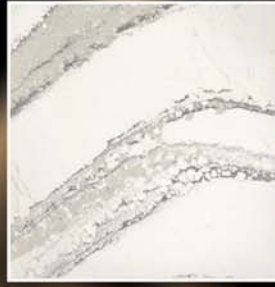
2021 FORETRAVEL REALM *Presidential Series*

Cabinetry

Countertops

Primary Leathers

Majesty



Crown



Splendor



Floorplans

The Foretravel REALM Presidential Series is available in five Luxury Villa floor plans that offer unprecedented livability and stately accommodations befitting any RV lifestyle.



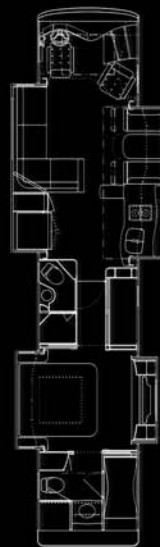
LV1



LV2



LVB



LVB w/Tub

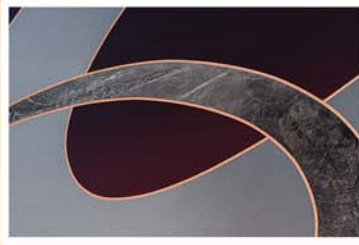


LVMS

Presidential Series




Regal I paint shown



Regal I




Regal II




Imperial I



Imperial II




Knight I



Knight II



Scepter I



Scepter II

Artists renditions shown, design and colors are subject to change

2021 Foretravel REALM Presidential Series Specifications*

CHASSIS FEATURES

Spartan **K4 605** Chassis® w/ Trussed Torque-Box Structural Frame
(The ride and handling of a Foretravel Realm Presidential on a Spartan K4 chassis is significantly improved in all aspects. The frame also has far less camber, improved pass-through storage, a 20K I.F.S., a passive steer rear tag, the Spartan Advanced Protection System and much more. The Realm Presidential is the pinnacle of luxury motor coach driving performance.)
Cummins® X15 605 hp High Torque Diesel Engine - Peak HP 605 @ 1,800 RPM
Cummins® Connected Diagnostics
Valid Air Suspension w/ VDC Control
Spartan® Safe Haul™
Engine Brake: Three Stage Engine Brake with On/Off Switch and *Control Lever
ABS Anti-Lock Braking System with Automatic Slack Adjusters
Electronic Suspension Control System w/ Self Leveling Feature
Air Disc Brakes on all Wheels
Air Hose for Tire Service
Air Line with Quick Connect
Alcoa® Aluminum Wheels with Dura-Bright Protection on All Aluminum Wheels
Allison® 6 Speed Transmission MH 4000 - Peak Torque 1,950 lb-ft @ 1,200 RPM
Alternator - 270-amp: Leece-Neville
Automatic Traction Control (ATC)
Auxiliary 12V Air Compressor
Fuel Filter/Water Separator
Front Axle - IFS (Independent Front Suspension)
Rear Axle Ratio: 4.30:1
Passive Steer Tag Axle
20,000-lb. Towing Capacity/ 2,000-lb. Hitch Tongue with 7/4-Pin Plug
Michelin Tires: Front 365/70R 22.5" Rear 315/80R 22.5"
3 Year Spartan Scheduled Maintenance Included
No Deductible 24/7 Roadside Assistance First 3 Years

EXTERIOR FEATURES

Foretravel Exclusive Fore-Slide™ Flangeless Pneumatic Seals on All Slide Rooms
Not only do all floor plans feature "four-slides", but more importantly they all feature Foretravel's Fore-Slide technology. These slides are undoubtedly head and shoulders above the competition featuring pneumatic air seals that provide a literal airtight seal completely around each slide-out room regardless of slide position for the premium in fit, finish and function. They also feature a power drop down flooring system that gives the Realm Presidential not only a flat-floor when extended, but a true flat-floor when retracted as well. (No interior carpet lip; no overlapping exterior plastic moldings, no exposed rollers, rubber gaskets in the floor, or inferior flap gasket seals.)
ArmorCoat™ Paint Protection Below Windshield
Carefree Entry Door Awning
Passenger Side Patio Awnings, Two Carefree Roof Mounted Electric Patio Awnings
with LED Lights on Passenger Side
*Driver Side Patio Awning Shells, Two Carefree Roof Mounted Patio Awning Shells with LED Lights
*Presidential Series Badging on Front and Rear of Coach
*Slide-out Topper Awnings - Painted to Match w/ Graphics Painted Through Shell
Outdoor Entertainment Package in Slide Room
320-Watt Solar Panel Package
Storage Bay:
• Lights in Storage Bay
• Carpeted Storage Bays
• Two Electric Sliding Cargo Trays
• Freezer on Slide Out Tray
• Side Hinge Storage Doors with Remote Electric Door Locks
• Consolidated Electronics Bay
Dual-Pane Tinted and Insulated Windows
Easy View One-Piece Windshield
Electric Executive Entry Step
LED Lights:
• Four Docking Lights
• Color Changing Ground Accent Lighting
• Xenon Low Beam Headlights
• Marker Lights
• Fog Lights
• High Beam Headlamps
• Porch Light
*LED Accents on Bottom of All Slide Rooms
FRP Sub Floor (One-Piece)
Heated/ Remote Chrome Mirrors with LED Turn Signals and *Breakaway Feature
Fresh Water Plumbing Supply Manifold
One-Piece Cosmo-Lite™ Composite Roof with UV Protection
(Cosmo-Lite™ is a thermoplastic substrate comprised of polypropylene resin reinforced with continuous bidirectional glass fibers. It resists scratches, rot, corrosion, and mildew and is not affected by cleaning related chemicals, or environmental exposure. Cosmo-Lite™ roofs provide significant energy absorption over traditional roof substrates and exhibits thermal expansion similar to aluminum.)
Roof A/C Drains
Trailer Wiring - 7 Pin Connector
Dual Fuel/ DEF Fill Locations
Utility Station:
• 50 Amp. Shoreline Connection
• Stainless Steel Lined Utility Bay
• Cable TV Connection
• Electric Utility Reels - Water and Power
• Fresh Water Connection
• Water Fill Switch
• 120v Receptacle
• Hot and Cold-Water Faucet
• Soap Dispenser
• Water Pump Switch
• Flush Kit(s)
• Manual Dump Valves

Xtreme-Schemes™ Paint Designs by Foretravel

Far above the "4-color" industry norm, a Realm Presidential is a true rolling master piece of artwork. These multi-color exterior paint schemes include Intricate Designs and detailing that can include Custom Marbling, Ghosting, Metallics, Pearls, Fades and 7 - coats of clear that require approx. 650 man-hours per REALM Presidential!

DASH & COCKPIT FEATURES

Push Button Ignition
15" Digital Valid Dash w/ VDC Control
Dimmable Accent LED Lights below the Dash
Wireless Charger at Passenger Chair
Illuminated Cup Holders
Passenger Magazine Rack with Phone Storage and 120V/USB Charger Receptacle
Assist Handle
Padded Dash Top
12-Volt Accessory Receptacle
Dual 1-Amp USB Charge Receptacle
Battery Boost Switch/Auto-Charge
Cameras: 7 Total:
• One Total Vision Motorized Back-Up
• Two Side Mounted Integrated in Mirrors
• Four Perimeter 360 Birds Eye View
Dedicated Driver Monitor Camera Display for All Cameras
*Cameras Displayed on Digital Dash
Dash A/C Fan Controls for Co-Pilot
Generator Auto Start/Stop
Infotainment System:
• GPS, AM, FM, Sirius/XM (Subscription Required) Bluetooth, USB, and iPod Compatibility
• Integrated Cockpit Controls
• Integrated Mobileye display
Passenger Touch Screen Monitor with GPS and Camera Display
Map Lights, Pilot and Co-pilot
Suspended Power Adjustable Throttle and Brake Pedals
*Knoedler Air Ride Pilot Seat with Swivel Base, Heat, Cool and Massage Feature
Villa 6-Way Power Adjustable Residential Co-Pilot Chair,
Motorized Footrest/Headrest with Heat, Cool and Massage Feature
Premiere Steer™ Steering Assist System
Power Tilt and Telescoping Steering Column
Wood Grain Smart Wheel with Radio Controls, Cruise and ICC Controls
Electric Windshield/Privacy Shade and Sunblock

ELECTRONICS

*4K 65" QLED Smart TV in Living Room (On Lift at Dinette, Floor Plan Dependent)
*4K 55" QLED Smart TV in Living Room (Front Fold Down, Floor Plan Dependent)
*4K 49" QLED Smart TV in Bedroom on Lift
*4K 43" QLED Above Driver and Passenger Stationary (Luxury Villa 1 Only)
*4K 43" LED Smart TV Outside in Patio Entertainment Package
*1080P 40" LED Above Sofa (Floor Plan Dependent)
*1080P 32" LED Above Sofa (Luxury Villa Master Suite Only)
4K Blu-Ray Player
5.1 Surround Sound System in Living Room
Stereo Sound System in Bedroom
Winegard-Rayzar Automatic Domed HDTV Antenna
Stationary HD Satellite with HD DVR Receiver and 2nd HD Receiver
*Wi-Fi Ranger Elite Pack FM
SilverLeaf Total Coach Control System with *Rozie Controller
Apple iPad with AV, Multiplex and SilverLeaf Controls
HDMI and CAT6 Shielded A/V Cabling

APPLIANCES

GE Convection Microwave
GE Café Series Refrigerator with Built-in Keurig K Cup
Two Burner Induction Cook Top Recessed with Cover
LG Combination Washer/Dryer (Bunk Floorplan Only)
Fisher & Paykel DishDrawer™ Dishwasher
*EdgeStar 18 Bottle Wine Chiller
*Head Hunter Mach 5 120V Water Pump

INTERIOR LIVABILITY FEATURES

*Hand Crafted Laminate Cabinetry
*Leather Coverings on Seating Surfaces
*Presidential Series Professionally Designed Interiors
*Presidential Embroidery on Driver and Passenger Chairs
*Cambria Natural 2CM Quartz Countertops
*Frameless Residential Shower Door
Filtered Ice and Water Dispenser
Electric Floor Heat
Tile Flooring Through-out Coach Except at Bed Landing
Full Flush Floor Front to Rear

INTERIOR LIVABILITY FEATURES **Continued;**

- 120V Outlet with Dual USB Charge Ports in Living Room & Bedroom
- Multiplex Lighting System
- Powered Step-Well Cover with Two Switch Locations
- Motorized Table (Floorplan Dependent)
- Foretravel Professionally Designed Bedding and Throw Pillows
- Foretravel Professionally Designed Window Treatment with Electric Day/Night Shades
- Built in Vacuum with Toe Kick and Hose Connection
- Beveled Mirrors on Medicine Cabinet
- Fireplace (Floorplan Dependent)
- *Closet Cabinets Next to Dresser with Four Drawers at Bottom (Floorplan Dependent)
- Dimmable Interior LED Lighting:
 - Under Countertops
 - Window Trim
 - Toe Kicks
 - Entry Door
 - Floor
 - Reading Lamps
 - LED Accent at Toe Kick of Cabinets

KITCHEN

- Kitchen Pantry
- Kitchen Countertop Extension
- Single Bowl Kitchen Sink with Covers

BEDROOM

- *Slumber Ease Motorized Luxury King Size Mattress
- Vented Windows in Bed Slide Below the Overhead

BATH • SHOWER

- Electric Exhaust Fan in Bath and Toilet Room with Auto Rain Sensor
- Body Sprayer in Shower
- Built-in Shower Bench

SAFETY FEATURES

- All Coaches Built to RVIA Specifications
- Rear Escape Door
- Spartan Advanced Protection System:**
 - Collision Mitigation with Adaptive Cruise Control
 - Electronic Stability Control Automatically Brakes Individual Coach Wheels to Help Drivers Maintain Control During Extreme Steering Maneuvers.
 - Automatic Traction Control (ATC)
 - Spartan Safe Haul™ The Industry's Only Chassis Integrated Air Braking System for Tow Vehicles to Supply Optimal Braking Performance.

Lights:

- Auto Headlights
- Illuminated Entry-Door Assist Handle
- Daytime Running Lights

Tires:

- Tyron® Bead-Lock Tire Blowout Protection (Front Tires)
- Valor TPMS Tire Pressure Monitoring System with Display Integrated on Digital Dash

Fire and Carbon Monoxide:

- Fog-Maker Engine Fire Suppression System
- Rear Exit Door
- Fire Extinguishers
- Carbon Monoxide Detector
- Smoke Detector

Cameras (7 Total):

- Bird's Eye View 360 Camera System
- Total Vision Back-Up Camera
- Integrated on Side Mirrors
- Mobile Eye Collision Avoidance and Lane Departure Technology
 - with Intelligent High Beam Control
- *Eaton® Vorad Blind Spotter (4 Total)
- Cameras Displayed on Passenger Monitor
- Two GFI Protected Circuits
- Electronic Safe
- Security System with Keyless Entry
- Electric Storage Door Locks
- Back-up Alarm 107 decibels
- CSA Approved / Transport Canada Approved

OPTIONS

- Outside Stainless Steel Trim Package
- Ottoman

HEATING • COOLING • ELECTRICAL

- Onan 12.5 Kw Diesel Generator in Quiet Box
- 12-Volt Battery Disconnect
- Dual 2800-Watt Inverter/Charger
- 50-Amp Shoreline Connection
- Air-Conditioning and Heating with Offset Returns for Superior Quiet Operation
- Air-Conditioning, Ducted with 3 Roof Airst 15,000 BTU's with Heat Pumps
- Auto Temp. Start for Generator
- Low-Battery Auto-Start for Generator
- Six 4D House Batteries/Two Engine Batteries, Group 31 with 950 CCA- Each
- 50-Amp Automatic Transfer Switch with Integrated Surge Suppression
- Gold Heat Floor Tile Heating System (3 Zones with Scheduling Capability)
- *Aqua Hot Hydronic Heating 600D
- *Quick Access Interior Load Center

CAPACITIES AND MEASUREMENTS

- Fresh Water - 127 Gallons**
- Gray Water Tank - 115 Gallons**
- Black Water Tank - 56 Gallons**
- Fuel Tank - 200 Gallons**
- DEF Tank - 15 Gallons**
- Interior Height - 84" / 87" in Recesses**
- Exterior Height - 13'2" - Top of Roof A/C's**
- Wheelbase - 316"**

CHASSIS RATINGS

- GVWR: 54,000 lb.**
- Front GAWR: 20,000 lb.**
- Rear GAWR: 20,000 lb.**
- Tag GAWR: 14,000 lb.**
- GCWR: 74,000 lb.**

WARRANTY¹

- Coach: 2 Year/24,000 Miles**
- Chassis: 5 Year/75,000 Miles**
- Engine: 5 Year/100,000 Miles**
- Transmission: 5 Year/200,000 Miles**
- Chassis Frame & Cross Members: 20 Year Transferable**



* **Items Specific but not limited to Presidential Series.** (Construction highlights, features & options are subject to change without notice and some standard features do not apply to all production units and or floor plans. All weights and measurements are approximate and may change without notice.) ¹All warranties are subject to exclusions & limitations; contact manufacturers for complete details. ²Maintenance program valid through network of authorized Spartan service facilities only. Contact Spartan for complete details and coverage information. Verify before purchase. The information contained in this brochure is believed to be accurate at the time of publication. However, during the model year, it may be necessary to make revisions and Foretravel reserves the right to change or correct product specifications/pricing at any time without incurring obligation.

Spartan PremierCare Plan



Freedom To Roam. Worry-Free.

Now one of the most reliable chassis on the market has a maintenance plan to match. PremierCare is a worry-free guarantee for up to the first three years* of ownership. Owners can enjoy scheduled maintenance, roadside assistance, and hundreds of North American service centers. The Spartan PremierCare plan covers routine maintenance services, which protect your chassis, and can be performed with an annual visit to a Spartan authorized service center. Travel with confidence knowing all service and maintenance needs will be performed by a trained professional.

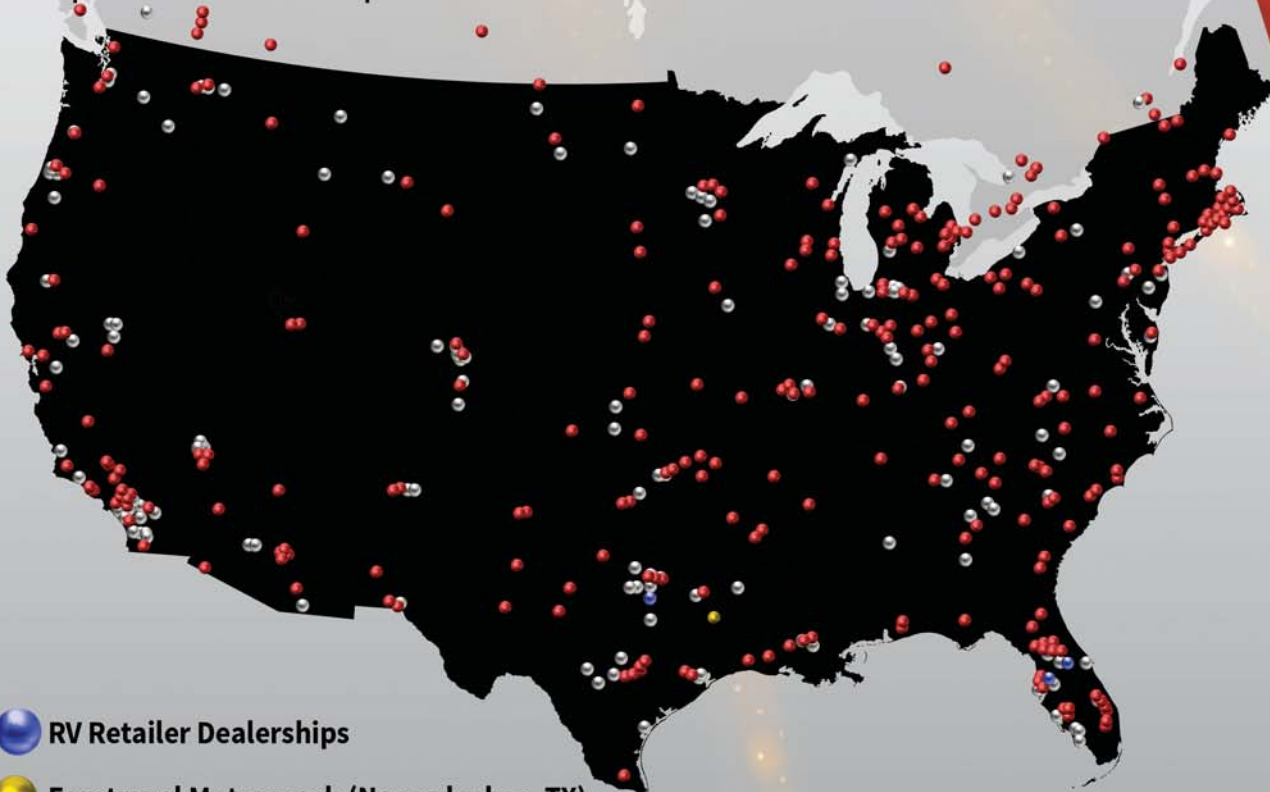


FORETRAVEL



Nationwide Foretravel & Spartan Service Network

Feel free to explore anywhere — with service centers throughout the U.S. and Canada, Foretravel and Spartan are always close by. We believe the premier chassis deserves a premier maintenance plan.



-  RV Retailer Dealerships
-  Foretravel Motorcoach (Nacogdoches, TX)
-  Spartan Service Facilities
-  Foretravel Authorized & Customer Recommended Service Facilities

*Restrictions apply, see dealer for details



COMPLIMENTARY PREMIERCARE PLAN[®]

EXCLUSIVE TO REALM & REALM PRESIDENTIAL - SPARTAN K4605 CHASSIS

12 Month Maintenance

- Air Filter
- Check Ride Height
- Engine Oil & Filter Change
- Fuel Filter Primary
- Fuel Filter Secondary
- Inspect & Clean Cooling Package
- Inspect and Clean Battery Connections
- Lube Chassis & Fan Drive
- Refresh Hub Fluid
- Replace Fan Gear Box Fluid
- Replace Rear Differential Fluid
- Torque U-Bolts

24 Month Maintenance

- Air Filter
- Check Ride Height
- Engine Oil & Filter Change
- Fuel Filter Primary
- Fuel Filter Secondary
- Inspect & Clean Cooling Package
- Inspect and Clean Battery Connections
- Lube Chassis & Fan Drive
- Refresh Hub Fluid
- Replace Fan Gear Box Fluid
- Replace Rear Differential Fluid
- Torque U-Bolts
- Crankcase Filter 150,000 miles or 2 Years
- DEF Filter 200,000 miles or 2 Years
- Replace Air Dryer Filter
- Replace Coolant Filter

36 Month Maintenance

- Air Filter
- Check Ride Height
- Engine Oil & Filter Change
- Fuel Filter Primary
- Fuel Filter Secondary
- Inspect & Clean Cooling Package
- Inspect and Clean Battery Connections
- Lube Chassis & Fan Drive
- Refresh Hub Fluid
- Replace Fan Gear Box Fluid
- Replace Rear Differential Fluid
- Torque U-Bolts
- Crankcase Filter 150,000 miles or 2 Years
- DEF Filter 200,000 miles or 2 Years
- Replace Air Dryer Filter
- Replace Coolant Filter
- Add ELC Coolant Extender & Check ELC Coolant Condition

**THREE
YEARS
OR
50,000
MILES**

REALM *Presidential Series*

*Maintenance must be completed at a Certified Spartan facility.
Plan items subject to change per Spartan requirements.
For complete details contact Spartan Chassis.



FORETRAVEL



REALM *Presidential Series*