

## Foretravel ih 2016

### Standard Features

#### CHASSIS FEATURES

ABS anti-lock braking system w/automatic slack adjusters  
Air disc brakes on all wheels  
Air hose for tire service  
Air quick connect in storage bay  
Alcoa aluminum wheels w/ Dura-Bright protection  
Allison 6 speed transmission MH 4000R  
Allison transmission retarder  
Alternator - 340-amp  
Automatic traction control (ATC)  
Auxiliary 12v air compressor  
Chassis - TravelRide by Foretravel  
all air ride with:

- o 4 outboard-mounted air bags (drive axle)
- o 2 air bags (IFS front axle)
- o 2 air bags (tag axle)

Engine - Cummins ISX 600 HP  
Fuel filter/water separator  
Fuel system w/air & water purge  
Front axle - IFS (independent front suspension)  
HWH - computerized air leveling system  
HWH - active air system  
Reyco/Granning passive steer axle  
Rear axle ratio: 4.30:1  
20,000 receiver hitch  
Michelin Tires: 365/70R22.5 Front 315/80R22.5 Rear

#### EXTERIOR FEATURES

Awning, roof-mounted, electric patio w/ lights (2)  
Awning, shells  
Topper Awnings on Slideouts  
Auto motion sense storage bay lights  
Cargo tray, electric sliding (2)  
Carpeted storage bays  
Consolidated components bay  
Docking lights, (4) with switch in dash & bedroom  
Dual-pane tinted & insulated windows  
Easy view one-piece windshield  
Electric dump valves  
Electric entry step (Executive)  
Electric utility reels - water & power  
Fiberglass roof & sub floor (one-piece)  
Flush kit  
Fog lights  
Fuel fill - on both sides of coach  
Electric gray water bypass for holding tank  
Ground accent lighting  
Halogen high beam headlamps  
Heated/remote triple head chrome mirrors w/LED turn signals  
Lighted entry door w/ assist handle, keypad & doorbell  
Fresh water plumbing supply manifold  
Marker lights, LED  
Paint protection below windshield  
Painted exterior, full body paint w/ clear coat finish  
Side hinge storage doors  
Porch light  
Remote storage door locks  
Roof AC drains  
Stainless steel lined utility bay  
Trailer wiring

Xenon low beam headlights

Utility Station:

Fresh water connection, phone connection, water fill switch,  
hot & cold water faucet, 120v receptacle & soap dispenser  
50 amp shoreline connection, water pump switch, cable TV, & portable satellite connection

OPTIONS:

LP connection	Freezer, 100lb in storage bay
Awnings, electric window	Stainless Accents
Awning, electric door	Awning Electric Driver Side Patio

#### DASH & COCKPIT FEATURES

12 volt accessory receptacle  
Dual 1 amp USB charge receptacle  
Battery boost switch / auto-charge  
Camera, motorized back-up with control at dash  
Cameras, mirror mount w/ color back-up monitor  
Dedicated driver monitor for rear and side cameras  
CB at dash, hand held  
Compass & outdoor temperature  
Co-pilot seat, Villa residential 6 way power w/footrest & headrest  
Dash AC fan controls for co-pilot  
Generator auto start/stop  
Infotainment system with GPS, AM, FM, CD Sirius/XM, Bluetooth, USB, and iPod compatibility  
Passenger monitor with DVD and GPS viewing  
Map lights, pilot & copilot  
Pedals, throttle & brake power adjust  
Pilot seat, Knoedler air ride  
Silverleaf digital glass dash  
Steering wheel, power tilt & telescoping  
Steering wheel, Smart Wheel, w/Radio Controls  
Windshield / privacy shade & sunblock, electric

#### APPLIANCES • ELECTRONICS • LIGHTING • AUDIO-VIDEO

HDMI & CAT6 shielded A/V cabling  
CAT6 network cabling  
Cook top, 2-burner electric  
5.1 surround sound system in LR  
Stereo sound system in BR and Patio  
Single Blu-ray player  
Universal Remote Control (2)  
iPad with A/V and Silverleaf control  
Interior LED Lighting  
LED Lighting, accent under counters & window trim  
Lighting, floor lights  
Lighting, LED reading lamps in bedroom  
Microwave  
Refrigerator, 120v electric w/ice & water in door  
Stationary HD Satellite  
Satellite system, HD DVR receiver  
Satellite system, 2nd HD receiver  
Silverleaf Total Coach panel  
Tire Pressure Sensors, Remote  
TV antenna – automatic domed Winegard Rayzar  
Washer/dryer connections

OPTIONS:

Stadium Package	Dish Drawer
Satellite system, in motion SD satellite dish	Trash Compacter
Cook top, 2-burner LP w/electronic ignition (recessed)	Wine Cooler
Battery charger, solar	
Second Silverleaf Panel in Bedroom	

## INTERIOR LIVABILITY FEATURES

Powered step-well cover with two switch locations  
China toilet  
Color-coordinated throw pillows (sofa & bed)  
Designer window treatment w/ electric day/night shades  
Electric exhaust fan in bath & toilet room w/auto rain sensor  
Filter, drinking water & ice maker water  
Floor Heat, electric (with approved flooring)  
120v outlet w/dual USB charge ports in LR and BR  
Kitchen pantry  
Lighting, multiplex system  
Queen bed (60" x 77") (66" x 77" floorplan dependent)  
Slide-out rooms, flush w/ sidewalls when retracted  
Slide-out rooms, pneumatic sealed  
Natural Quartz countertops (kitchen & bath)  
Natural Quartz desktop (floorplan dependent)  
Natural Quartz dinette table  
Natural Quartz nightstand tops  
Stainless steel kitchen sink w/covers  
Tile floor (kit, bath, D & P area)  
Vacuum, built in  
Wood, handcrafted cherry, walnut or maple cabinetry

### OPTIONS:

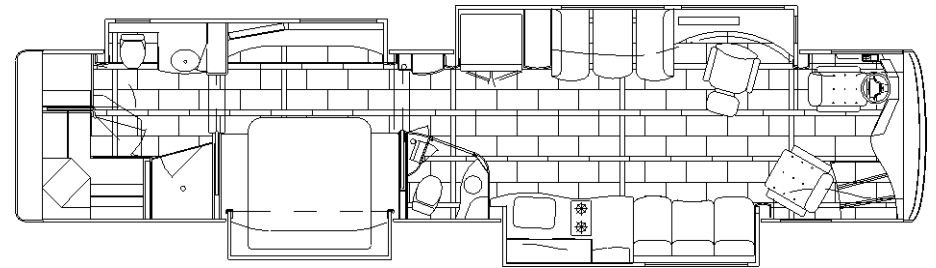
Wood, Bubinga cabinetry  
Wood, African Mahogany cabinetry  
Laminate cabinetry  
Washer dryer combination  
Washer dryer, stacked  
King bed (72" x 77") (w / wo) Slumber Ease System

## SAFETY FEATURES

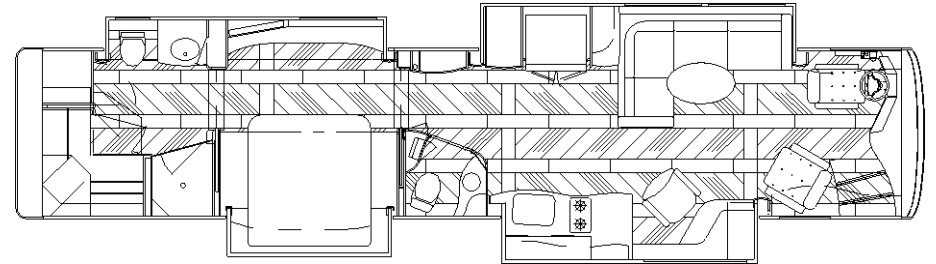
All coaches built to RVIA specifications  
Auto headlights and wipers  
Carbon monoxide detector  
Daytime running lights  
Fire extinguishers (2)  
Fog-Maker Engine Fire Suppression System  
GFI protected circuits  
Lighted entry-door assist handle w/integrated keypad  
LP leak detector  
Mobile Eye Collision Avoidance System  
Electronic Safe  
Security system  
Smoke detector

## HEATING • COOLING • ELECTRICAL

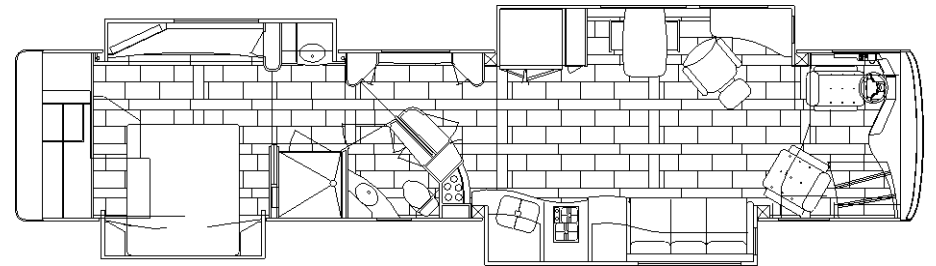
12.5 kw diesel generator in quite box  
12 volt battery disconnect  
2800 w inverter/charger (2) w/integrated AC/DC surge protectors  
50 amp shoreline connection  
Air conditioning & heating with offset returns  
Air conditioning, ducted with 3 roof airs (40 - 42)  
Air-conditioning, ducted with 4 roof airs (45)  
Auto temp. start for generator  
90 amp automatic transfer switch with integrated surge suppression  
Electrical surge-suppression system  
Heat pumps on roof AC's  
Hydronic heating  
Low-battery generator auto-start



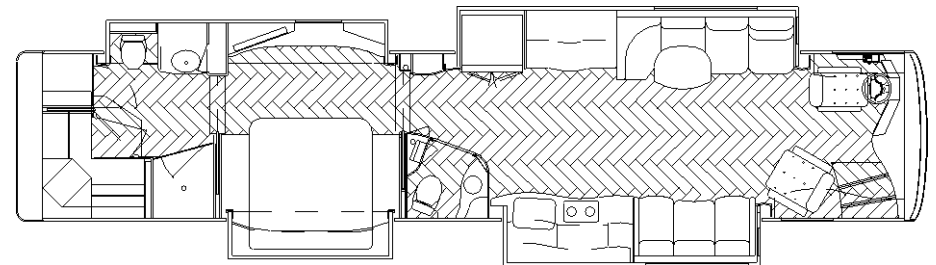
FP 1



FP 2



FP 3



FP 4